

1 Tries

A *trie* is a tree structure in which the nodes are empty and the data is stored as the edges. It was originally known as a *digital tree* [2], but the shorter name, “trie” (pronounced “try”, but derived from “information retrieval”) [4], is mainly used. Tries provided the first sublinear substring-finding algorithm, *PATRICIA* (“Practical Algorithm To Retrieve Information Coded In Alphanumeric”) [8], which was subsequently adopted by the Oxford English Dictionary when digitizing the 500-megabyte New O.E.D. [5].

Here, we shall explore tries for data consisting of records of fixed-length fields. At the end of the section, we shall mention some of the advantages of tries for both this kind of “structured” data and “non-structured” text data. It is significant that the same basic trie idea serves for both, and may provide a common implementation for all kinds of data, including record data, text, spatial data, ...: a common foundation for multimedia, for example.

The term “digital tree” gives away the central idea. Each node has edges branching out from it, corresponding to all the possible digits, or characters, or bits, that might be next in the data. When the maximum fanout is 2, the trie is a *binary trie*, and each level of the trie corresponds to a bit in the representation of the data. Only left and right branches are possible from each node. If the bit is 0, the branch is to the left; if the bit is 1, the branch is to the right.

So the data, 00000011, would be represented by an eight-level trie, with branches *left, left, left, left, left, right, right*. With this single datum, each node in the trie would have only one edge leaving it, either left or right. If we then added 10000000, the root node would have two edges leaving it, both left and right, and the trie would consist of this combined node with two subtrees (to the left, the last seven edges above; to the right, seven left edges).

We show the trie for the eight data fields

```
00000011
00101100
10000000
10000101
10001000
10100000
10101100
11000000
```

in figure 1.

Notice that the trie holds all the information contained in the original data, yet, unlike the trees we have considered hitherto, nothing need be stored in the nodes. Notice also that *common prefixes* are stored only once. A common prefix is a sequence of bits at the beginning of more than one data field, such as 1010. The first 0 bit of every datum starting in 0 is stored in the edge going left from the root, and the first 1 bit is stored in the right edge. Thus there is tremendous potential for compression of data stored as tries, especially if we can avoid storing pointers to subtrees as well.

1.1 Pointerless Representation

Let’s look at a simple way of storing tries which needs only two bits per node. There are four possibilities: a node has two descendents, a left descendent only, a right descendent only, and no descendents. (In the latter case, it is a leaf.) We use the two bits with a bit corresponding

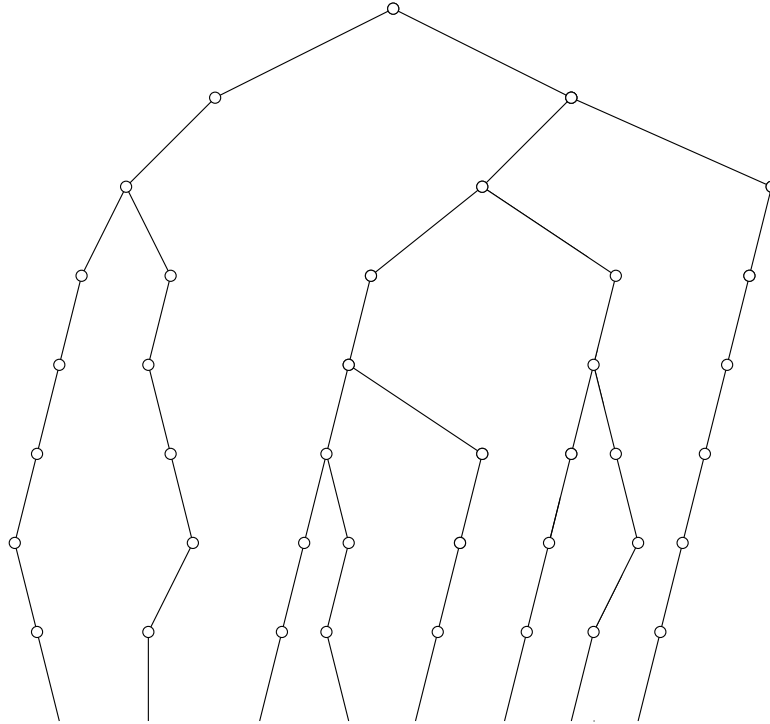


Figure 1: A Trie of Eight Records

to each of the possible descendents: 1 if there is a descendent, otherwise 0. Here is the result for the example trie. (We have aligned each level to the left, because this makes the picture similar to the data structure we will soon be looking at. We do not show the leaves, because they are all on the ninth level, and they are the only nodes on the ninth level.)

```

11
10  11
11  11      10
10 10 10    10  10
10 01 11    11  10
10 01 11    10 10 01 10
01 10 10 10 10 10 10
01 10 10 01 10 10 10 10

```

You should trace each of the eight data fields down through this trie: 00000011 will follow the leftmost column, while 11000000 will keep as far right as possible.

You should also note the number of bits of the trie needed to store the 64 bits of the eight original data values: 39 2-bit nodes, or 78 bits. This is less than the 2×64 we would expect from using two bits per bit. The sharing of common prefixes has compressed the data. For such a small file, the compression is $78/64 = 1.2$: for larger files, we will see that the ratio can be 0.1 (that is, 90% compression) or lower.

In general, how do we navigate a trie represented in this way, with no pointers and only two bits per node? We count 1-bits. Suppose we wanted to find if 10001000 is present. The first 1 matches the 11 of the first node, (specifically, the second 1): so we look for the second node on the next level. The second bit, 0, matches this node, which is also 11, (specifically,

the first 1 of the node). So we have crossed two 1-bits on the second level, which means that on the third level we will again look for the second node. This is again a 11, and our scan of this level can stop on the first of these 1s (since the third bit of 10001000 is 0), having crossed three 1-bits. So, on the fourth level, we will need to check the third node. And so on.

Note that this means we do not need the columns aligned the way they are shown above, and we can just write each level as a sequence from left to right.

```

11
10 11
11 11 10
10 10 10 10 10
10 01 11 11 10
10 01 11 10 10 01 10
01 10 10 10 10 10 10 10
01 10 10 01 10 10 10 10

```

Furthermore, we do not even need to distinguish the levels, but just write the whole thing as a sequence of bit pairs. This is because we can also determine the total numbers of nodes in each level by counting *all* the 1-bits in the level before: 11 in the top level means two nodes in the next; 10 11 in the next means three nodes below it, and so on.

However, this is all a little too clever. How are we searching the trie? Sequentially. We must look at all the 1-bits on each level up to the node to be compared (which we can call *next* for this level) in order to find *next* for the next level; and we must look at *all* 1-bits on the level in order to find what we will call *last* for that level. This means that we must look at every bit of every level in the trie (except we may not need to search the last level beyond its *next* node).

We do not want to do a sequential search. Our search should not be more expensive than logarithmic. How do we fix this? By doing most of the counting in advance, and storing the result as part of the trie. How should we do the advance counting? We are contemplating tries for secondary storage, and the logarithmic cost should be measured in numbers of accesses to disk or other secondary storage medium. So we should break the trie into pages and record counts at the level of each page.

Here is the idea, due to Orenstein [10]. We divide the trie into *levels of pages* with a certain number of levels of *nodes* in each page level. Within the page level, pages divide the trie so that trie edges cross only the top and bottom boundaries of the page, never the sides. (We might call these two dividing operations *slice* and *chop*: slice the trie into page levels, and chop each level into pages.) For each page, there are two counts: *T* counts the number of trie edges crossing the *top* boundary of *all the pages before it on the level*; *B* counts the number of trie edges crossing the *bottom* boundary of all the pages before it on the same level. If these counts are stored correctly, they enable us to calculate which page of the next level a given trie edge will cross to from the page we are currently on in the present level.

For simplicity, we will assume that the counts are stored separately, and the page addresses are stored with them. If we assume the whole set of counts can be initially loaded into RAM, this restricts our file size to n pages, where $3n$ integers can fit into RAM: not a severe restriction, and one that could be overcome by storing the counts on the pages.

In the example of figure 2, the address (page) of the (left) descendent of the node marked “X” can be computed as follows. *B* for the page “X” is on is 0, which means that no links have already descended from earlier pages (to the left) on that level. The descendent of “X” is the third link in its page. So in the next level, we must look for a *T* which does not exceed

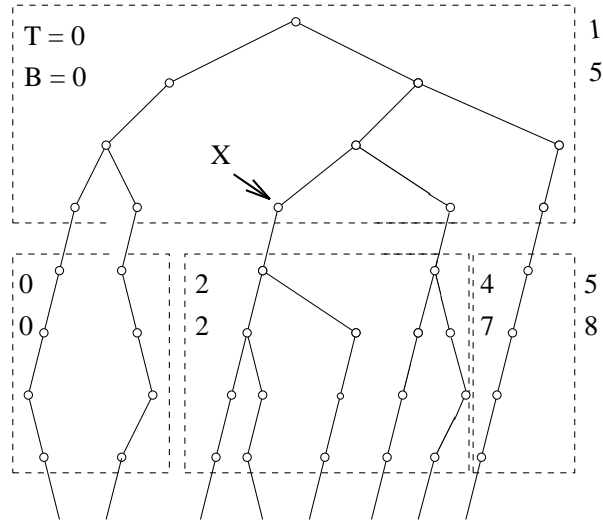


Figure 2: Paged Trie

$0+3=3$. Candidates on the level below are $T = 0, T = 2, T = 4$ and $T = 5$, and 2 is closer, so we know that the descendent of “X” that we are looking for is on the second page of the next level.

Here is the trie paged with four node levels per page level, and with a search for 10001000, using “x” this time to indicate which “1” is hit by the search at each node level.

```

T 0  1x
B 0  10 x1
      11 x1 10
      10 10 x0 10 10

```

```

T 1
B 5

```

```

T 0  10 01
B 0  10 01
      01 10
      01 10

T 2  1x 11
B 2  11 x0 10 01
      10 10 x0 10 10
      10 01 x0 10 10

T 4  10
B 7  10

T 5
B 8

```

1.2 Searching the Trie

In the above searches, we have been able to mark an x at each level of the trie. Since we got to the bottom of the trie, the search was a success.

Now, how do we write a program for this?

Let’s look at the search process on a single page. The bit pairs are just found in a sequence with no indicator for the end of a level. Here is the root page.

```

11 10 11 11 11 10 10 10 10 10

```

So we maintain a counter, *size*, which tells us how many pairs are on each level, and we can use this to increment a “cursor”, *last*, which gives the last node on the present level. Here they are for the root page

$size = 1; last = 0;$

- Each time we see “11”, we increment $size$.
- When we come to $last$, we set the next value for $last$ by adding $size$ to it.

Try it for the root page (the bit pairs are counted from position $pos=0$).

pos	$bitpair$	$size$	$last$
		1	0
0	11	2	2
1	10		
2	11	3	5
3	11	4	
4	11	5	
5	10		10
6	10		
7	10		
8	10		
9	10		
10	10		15

So the last bit pair in each level is at positions 0, 2, 5, 10, respectively. (We don’t need the 15 because we are at the end of the page.)

But we are not just reading through the trie: we are searching. In each level, we need a bit pair to compare with the current input bit. Call the position of this bit pair $next$. We need to count the “1” bits in each bit pair up to the bit pair at $next$, in order to find $next$ for the next level. We use a counter, $srch$, to do this.

- Initially, for the root page, $next = 0; srch = 0$.
- Before $next$, increment $srch$ for every “1” bit.
- At $next$, increment $srch$ for the “1” bits including the one we marked “x”, above, but not past it.
- At $last$, reset $next = last + srch$, and reset $srch = 0$.

Meanwhile, maintain $size$ and $last$ as above. Here it is for the first four bits of our example search key, 10001..

pos	$bitpair$	$input$	$srch$	$next$	$size$	$last$
		1	0	0	1	0
0	11	0	2,0	2	2	2
1	10		1			
2	11	0	2,0	4	3	5
3	11		2		4	
4	11	0	3,0	8	5	
5	10				10	
6	10		1			
7	10		2			
8	10	1	3	13		
9	10					
10	10					15

So the bit pair to be checked in each level against the input bit is at positions 0, 2, 4, 8, respectively. (If the next level of nodes were also stored on this page, we can see that the next bit pair to be checked would be at position 13, and the end of the level would be at position 15.) Note that input bit 0 matches bit pairs 10 and 11, and input bit 1 matches bit pairs 01 and 11.

Now we must consider changing pages. We might have to sequence through all the bit pairs of the trie, but T and B save us from looking at any but the relevant pages on each level. We need to use the index holding T, B and A (the address, not shown) to do two things: 1) find A for the next page, and 2) recalculate $next$ and $last$ so they work correctly for the page instead of for the whole trie.

Continuing the example, we can see how to do each of these. 1) $srch$, counting the 1 bits, also counts the descendent subtrees from the current level. In this case, it has value 3, which means that we need to go to the third subtree from the beginning of the next level. T for that level tells us which page this is on: we scan the T index until an entry ≥ 3 , then pick the page before. (In general, when descending from a page other than a leftmost page of its level, such as the root page, we scan until $\geq B'+3$, where B' is the B value for the page we are just leaving.)

2) The value we need for $next$ is $B' + srch - T - 1$, where T is the T -value for the descendent page we have now selected, and $srch$ gets reset to 0. In the example, we have $next = 0 + 3 - 2 - 1 = 0$; $srch = 0$.

For $last$, we reset $size$ to $T'' - T$, where T'' is the T -value for the page following the selected page on the same level (or the end-of-level value if the selected page is the last on the level). Then $last = size - 1$. For the example, $size = 4 - 2 = 2$; $last = 1$.

The final consideration is, if we have found the key in the trie, how do we find the corresponding record in the data? The data was loaded in the same order as the keys, and so the remainder of each record occupies a consecutive, fixed-length position in the data file. A calculation almost the same as the one that found $next$ for the next level of trie pages will give the position of the data record. In the example, our successful search concluded at the third bit of the last level of nodes on the second page of the last level of pages. Since B for this page is 2, the record we want is the fifth, which is the one at position 4 of the data file, if we count from 0. The position is thus $B + srch - 1$.

The overall logic for the search algorithm should be three nested levels of loops, the outer loop over all page levels, the middle loop over all node levels within the page, and the inner loop a combination of four steps: loop until $next$; code for $next$; loop until $last$; code for $last$.

```
for (int pgLev=0; pgLev<h; pgLev++)
  if (pgLev > 0) { find and read next page; reset size, last, next, srch }
  for (int ndLev= 0; ndLev<t; ndLev++)
    while (...isBefore(next) ) { increment size, srch }
    fail if no match, or succeed if last input bit, or get next input bit
    and increment size, srch
    while (...isBefore(last) ) { increment size }
    if (ndLev < t - 1) { reset next, srch, last }
```

1.3 Building the Trie

We build the trie by inserting the data values in ascending lexicographic order. Initially, there is one page for each page level, and the top page level will never have more than one page, the root page. When we enter a new value, we change the node where it differed from

the value before it from 10 to 11. (Why will it always be 10 before the addition?) Below this point, a column of new nodes is added to the right of the existing nodes.

As we enter the data, we keep track of the top count, T , and the bottom count, B , including the present page (T and B up to but not including the present page will not be changed by additions to this page, but are also kept for the index.) We also keep space for N , the number of nodes in the page (this is redundant, but handy), and A , the future address of the page on disk.

When a page is full, we write it to disk and record its address. We usually must anticipate that a page will be made to overflow if we add a column of new nodes: since trie edges must not cross page boundaries within the page level — that is, from pages to their siblings — we may never add only part of a column to a page. Furthermore, the change of a node to 11 on a page, and the subsequent addition of new nodes below it, may overflow the page, in which case the rightmost subtree on the page must be split off, the rest of the page written to disk, and a new page started including this subtree.

Here is the start of building the above trie, representing eight levels of nodes by two levels of pages. `showPage` displays T and B , the counts up to the page, and T_c and B_c , the “cumulative” counts *including* the page; and, of course, N , the number of nodes. The page address is not shown — it is not known until we write to disk — but the level of the page (0 or 1) is shown in parentheses after `showPage`.

```
key 00000011
showPage(0): (T, B, Tc, Bc, N)= (0, 0, 1, 1, 4)
10
10
10
10
showPage(1): (T, B, Tc, Bc, N)= (0, 0, 1, 1, 4)
10
10
01
01
```

```
key 00101100
showPage(0): (T, B, Tc, Bc, N)= (0, 0, 1, 2, 5)
10
10
11
10 10
showPage(1): (T, B, Tc, Bc, N)= (0, 0, 2, 2, 8)
10 01
10 01
01 10
01 10
```

1.4 Truncated Tries

The trie discussed so far is rather “leggy”: it has a number of paths which, after some branching, just form a single leg down to the leaf. The bit pair representation requires two bits for each node, but the nodes in the legs each have one 1 and one 0. These nodes could

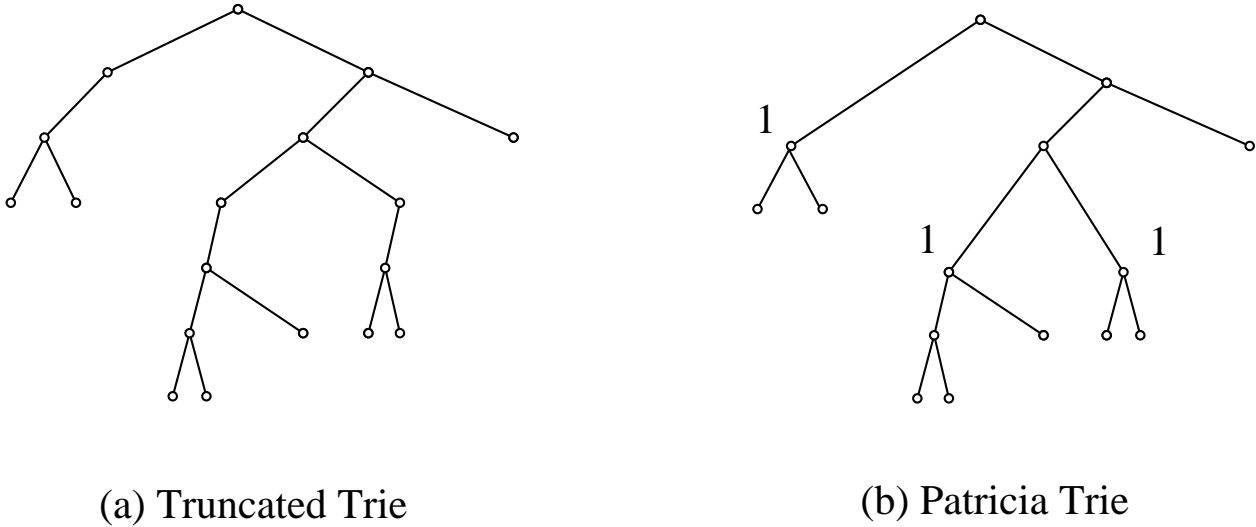


Figure 3: Truncated Tries

each be represented with a single bit, namely the corresponding bit in the data value that generated the leg.

These thoughts lead to the *truncated trie*, in which paths descending from the root are truncated after the last bifurcation. Figure 3 (a) shows the previous trie truncated in this way. There are now only 18 nodes, instead of 39.

The bit pair representation of the truncated trie is similar to that for the original trie, except that it also includes (using one bit per bit instead of two) the data that has been removed by truncation. So the representation is hybrid, sometimes using two bits per node and sometimes one, and a distinction must be made between the two kinds of representation. We use 00 for the lowest node in a path, and associate with it a bitstring representing the remainder of the path.

As long as the data values are fixed in length, we do not need any special delimiters to distinguish node data from non-node data: we can calculate the position and size in each page of each item. The nodes, and T and B , tell us, by the methods we used above, how many nodes there are in each level. For each 00 node, there will be a bitstring giving the rest of the data value, of length $h - l$, where h is the length of the data value (height of the trie), and l is the node level where the 00 node was found. One way to store the page is to divide each node level into node and non-node data. We do not elaborate here.

A fancier truncated trie removes *all* nodes that are not branches (11) and replaces them by a count of how many nodes have been skipped. Figure 3 (b) shows an example, which now has only 15 nodes because three of the 18 were nodes that did not bifurcate, yet were not below the lowest bifurcation in their path. Note that an integer is associated with each node below nodes that have been skipped, *skip*, which tells how many nodes were skipped. This trie is called a *Patricia trie* or *patrie*, after the algorithm, PATRICIA, that first used it for text retrieval.

Note that the Patricia trie loses information (unless we store the missing bits), and so a reported success must be checked against the data stored elsewhere. Thus, the trie serves as an index to data rather than a representation of it. This is not useful for most record-based data, unless the data values are very long, but it is extremely useful for text, the context in

which Patricia tries were first proposed. A text may be regarded as a set of sequences of bits (or characters), each running from a given position in the text all the way to the end. These “semi-infinite strings”, or *sistrings* are very long, and the trie representing them must be truncated as much as possible. It also must be compressed as much as possible, because the index can be even bigger than the data. (Consider an index which gives access to every character string of a text: it might have a pointer to every byte of the text, and the pointers could be 4-byte integers. Already the index is four times the size of the text. Patricia tries have been built that are about three times the size of the text they index every byte of [6].

Storing the Patricia trie differs a little from the full and truncated tries because the Patricia trie has only two kinds of node, so we use only one bit per node: 1 for a node with two descendents, and 0 for a node with none. Associated with each 1 node, *skip* must be stored. If the Patricia trie is not an index, the missing bits must also be stored, both for nonzero *skips*, and for truncated paths. If the data values are fixed in length, the missing data may be stored without delimiters and found by calculation, but for a Patricia trie index to variable-length data such as text, pointers to the data must be stored for each 0 node. (We can save bits in such pointers by pointing only to a data *page*, not to the individual byte: for instance, pointers to 1K pages are ten bits shorter than pointers to each byte. We would use a linear search, such as `grep`, within the page.)

1.5 Dynamic Tries

Although it is faster to build a trie with the data previously sorted, as we have done in section 1.3, inserting data into or deleting data from an existing trie is not difficult, particularly if the counters and addresses are stored separately from the bits representing the nodes.

Figure 4 shows the simplest kind of addition—to a page which has room for the entire addition. The B values for all the pages to the right must be incremented. If we suppose that all the counters and pointers can fit into RAM, the changes can be made at no cost (in accesses to secondary storage).

Figure 5 shows an addition which forces a lower page to split. All pages must have a capacity of at least $2^t - 1$ bitpairs, where t is the number of node levels per page. This means that a complete subtrie of height t can fit on a page, or two or more partially complete subtries. If a page has only one subtrie, it need not be split during an addition. If it has two or more, a split can be arranged which has the most nearly equal number of nodes on both sides, of all splits that do not result in trie edges crossing a vertical page boundary. The emptiest such new page will have t nodes, leaving the other side with some $2^t - t$ nodes: possibly rotation techniques with neighbouring pages can even this out.

Figure 6 shows an addition which affects the T counters as well as the B counters, by propagating from a higher level of pages.

Finally, figure 7 shows a deletion which results in the fusion of two pages.

Splits and fusions can in principle be dealt with in either direction (top-down or bottom-up), and they do not affect the height or the balance of the trie.

An algorithm for insertions and deletions in a Patricia trie [11] in connection with text (see section 1.7.3) must contend with the changes in the pointers to the text, and with the changes to the *sistrings* themselves (which, we recall, run to the end of the text, so insertions and deletions will alter *every* *sistring* beginning before the change).

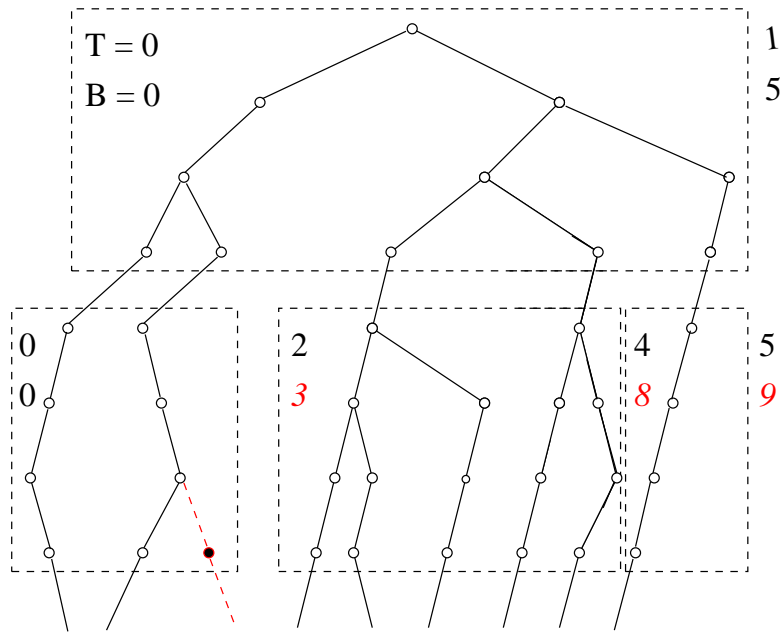


Figure 4: Adding 00101111

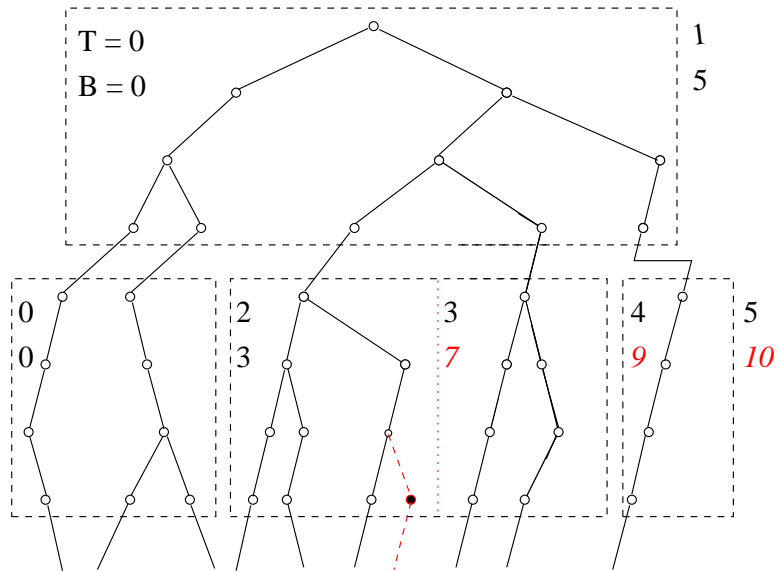


Figure 5: Adding 10001010

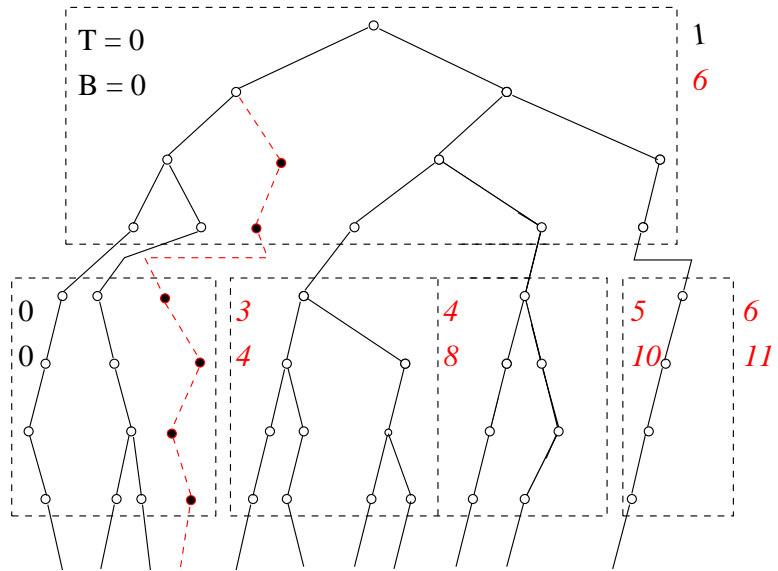


Figure 6: Adding 010111010

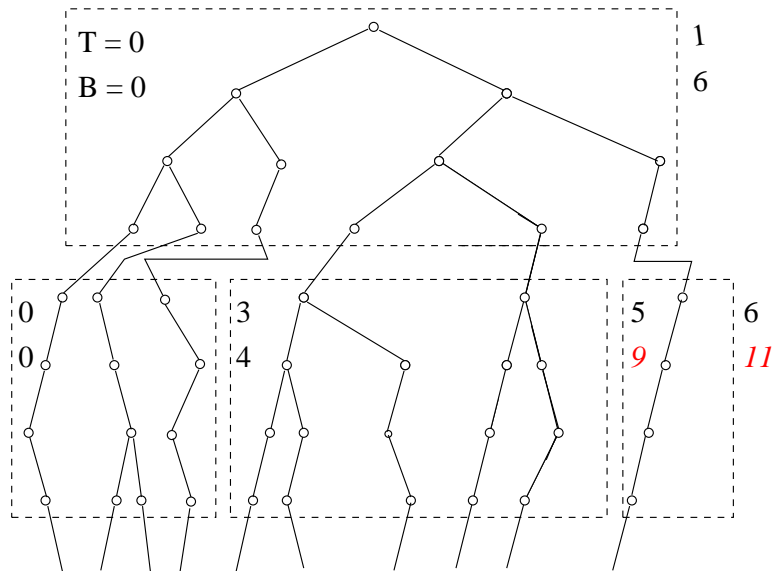


Figure 7: Deleting 10001000

1.6 Multidimensional Tries

Bentley's kd-tree [1] stores multidimensional data by cycling among the dimensions as it builds or searches the tree. The corresponding *kd-trie* does the same thing, but for each bit (or digit, or character) of each key value. With a trie, this has the effect of *interleaving* the bits (digits, characters) of all the searchable data fields.

Consider the two-dimensional value, (8, 3), or (1000, 0011). To store this in a kd-trie (a 2d-trie, to be precise), we take the first bit of 8, which is 1, so we branch right. Then we take the first bit of the next key, 3, which is 0, so we branch left. Then back to 8, whose second bit says left; the second bit of 3 says left; and so on: left, right, left, right, or 10000101.

The resulting trie is just the one-dimensional trie constructed from values which are the components with their bits interleaved. Thus, the two-dimensional values

```
(1, 1)= (0001, 0001)⇒ (00000011)
(6, 2)= (0110, 0010)⇒ (00101100)
(8, 0)= (1000, 0000)⇒ (10000000)
(8, 3)= (1000, 0011)⇒ (10000101)
(10, 0)=(1010, 0000)⇒ (10001000)
(12, 0)=(1100, 0000)⇒ (10100000)
(14, 2)=(1110, 0010)⇒ (10101100)
(8, 8)= (1000, 1000)⇒ (11000000)
```

give the trie of figure 1.

An *exact match* search, such as for (8, 3), in which we know all the values for the searchable fields, proceeds exactly as the one-dimensional search for 10000101, after having interleaved the bits of (8, 3) to produce 10000101.

A *partial match* search, say for (8, ?), can return more than one value from different parts of the trie. However, only part of the trie needs to be searched, so the cost is substantially less than a linear search of the whole file. The partial match search can make decisions only at every other node of the trie, and it must (figuratively) follow both branches from any node in between. So, the search for (8, ?) will eliminate branches at each even-numbered node (starting from the root at 0), but will follow both descendents of any odd-numbered node. (It would typically do this by a depth-first search.)

Here are the nodes reached by the search for (8, ?), with the affected 1-bits replaced by **x**.

```
T 0  1x          T 1
B 0  10 xx      B 5
      11 x1 x0
      10 10 x0 10 x0

T 0  10 01      T 2  x1 11          T 4  x0  T 5
B 0  10 01      B 2  xx 10 10 01    B 7  x0  B 8
      01 10          x0 x0 10 10 10    x0
      01 10          x0 0x 10 10 10    x0
```

We see that three paths are followed down to the bottom level, resulting in retrievals of (8, 0), (8, 3) and (8, 8). In this tiny example, three of four pages are accessed, but in general only pages on the paths leading to valid results will be read from disk.

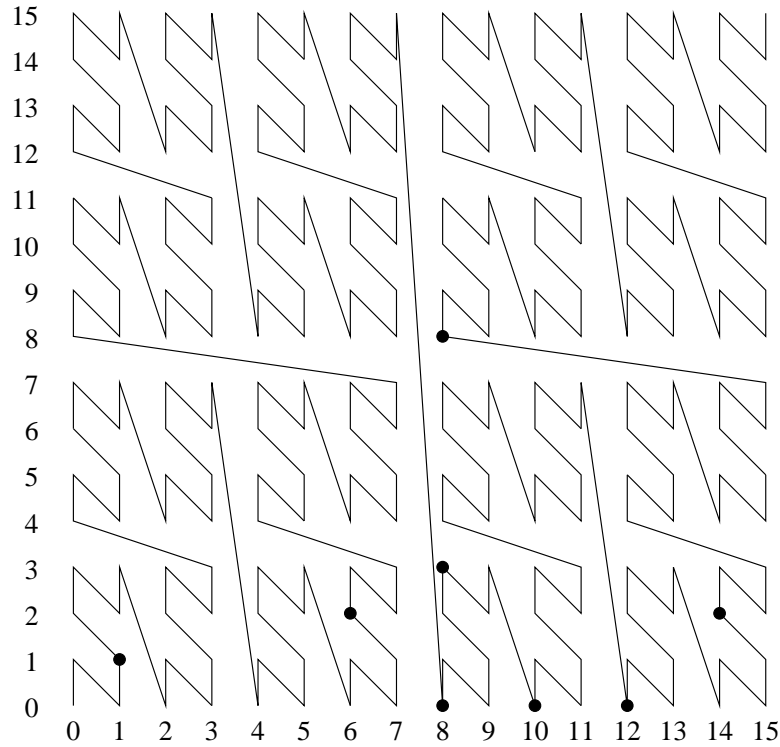


Figure 8: Z-order in Two Dimensions, Showing Eight Data Points

Note that the order of the eight two-dimensional values, above, looks a little strange. It is the ascending order of the values of the interleaved bits. If we plot this order in two dimensions for all possible values, it gives the fractal known as a Peano curve, or, in this context, *Z-order* [9].

Figure 8 shows this curve for all possible values of one byte (eight interleaved bits). The eight data points discussed are shown. Note that the order in which they are met, as we follow the line from the origin, is the order they are given in, above.

Since bit interleaving is possible in any number of dimensions, so is Z-order. It is an exercise in visualization to imagine the shape of a Z-order curve in three (or more) dimensions.

Z-order is a spinoff from tries. It provides a linear order for multidimensional data with the property that two points close in the multidimensional space tend to be close in Z-order, and vice-versa. More precisely, for two dimensions, half the nearest neighbours in Z-order are nearest neighbours in 2-space; three quarters of the remainder are second-nearest neighbours in 2-space; of the remaining eighth, three quarters are seventh-nearest neighbours; and so on: an exponentially diminishing probability that nearest neighbours in Z-order are far from each other in 2-space. This ordering can be used, without constructing a trie, to map multidimensional data into data structures, such as B-trees, which work for only one dimension.

Note that bit interleaving, and hence Z-order, are easier to work with if the components have the same number of bits. Of course, if one component has, say, twice as many bits as the others, it can be visited twice in succession each time its turn comes up in the cycle; similar adaptations can be made for other differences in bit lengths.

A very general form of multidimensional query is the *orthogonal range query*. This is the conjunction of *range queries*, such as $1.7 < x \leq 34.2) \wedge \text{"joe"} \leq y \leq \text{"sue"}$. Figure 9 shows

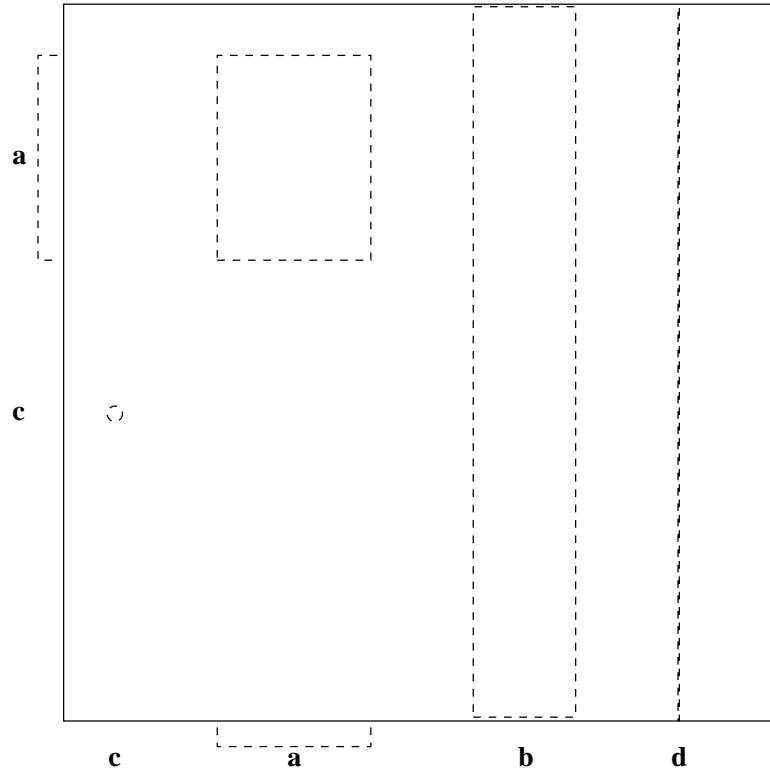


Figure 9: Orthogonal Range Queries, with special cases b) partial range, c) exact match, d) partial match

a two-dimensional orthogonal range query and some special cases.

Kd-tries and Z-order can, in principle, process orthogonal range queries without reading any irrelevant records, i.e., records outside the range. They can do this by *probing* (logarithmic access) to the start of a range or subrange, then *scanning* (sequential access) the range or subrange.

In practice, there is a trade-off between the costs of probes and scans, which depends on implementation parameters such as page size and even track and cylinder size. It may be cheaper to scan some extraneous data than to do another probe. Figure 10 shows four such queries in a Z-order space, and the numbers of probes and scans needed to avoid any extraneous reads. However, at the cost of a longer scan which goes outside the range, (b) and (c) can be answered in 1 probe and 1 scan each. (d) could be simplified to fewer than 4 probes and scans, with 2 probes and scans a possible good compromise (judging only from the picture, not on the basis of implementation-dependent cost analysis).

1.7 Results of some Research on Tries

We review two properties of tries and their benefits for data processing on secondary storage. The first is the ability of tries to compress data, which reduces the transfer times and increases the amount of data that can fit in RAM. The second is that data is stored in the trie edges, not in the nodes. If the most significant bits are near the root (the usual convention) this supports queries that require *variable resolution*. This is useful when an approximate answer to a query is sufficient, or when a series of improving approximations helps eliminate unwanted

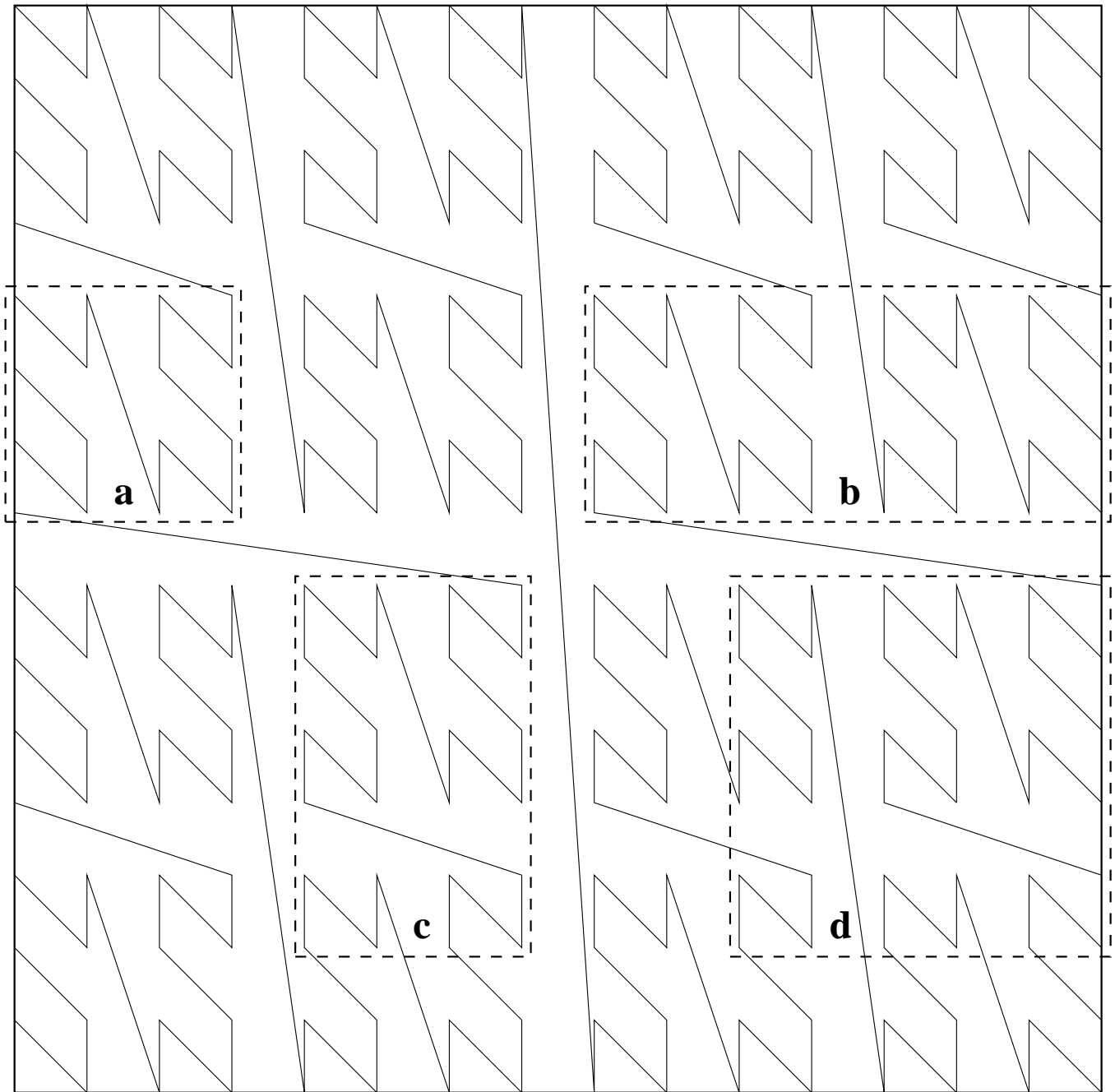


Figure 10: Orthogonal Range Queries for Z-Order a)1 probe, 1 scan; b,c) 2 probes, 2 scans; d) 4 probes, 4 scans

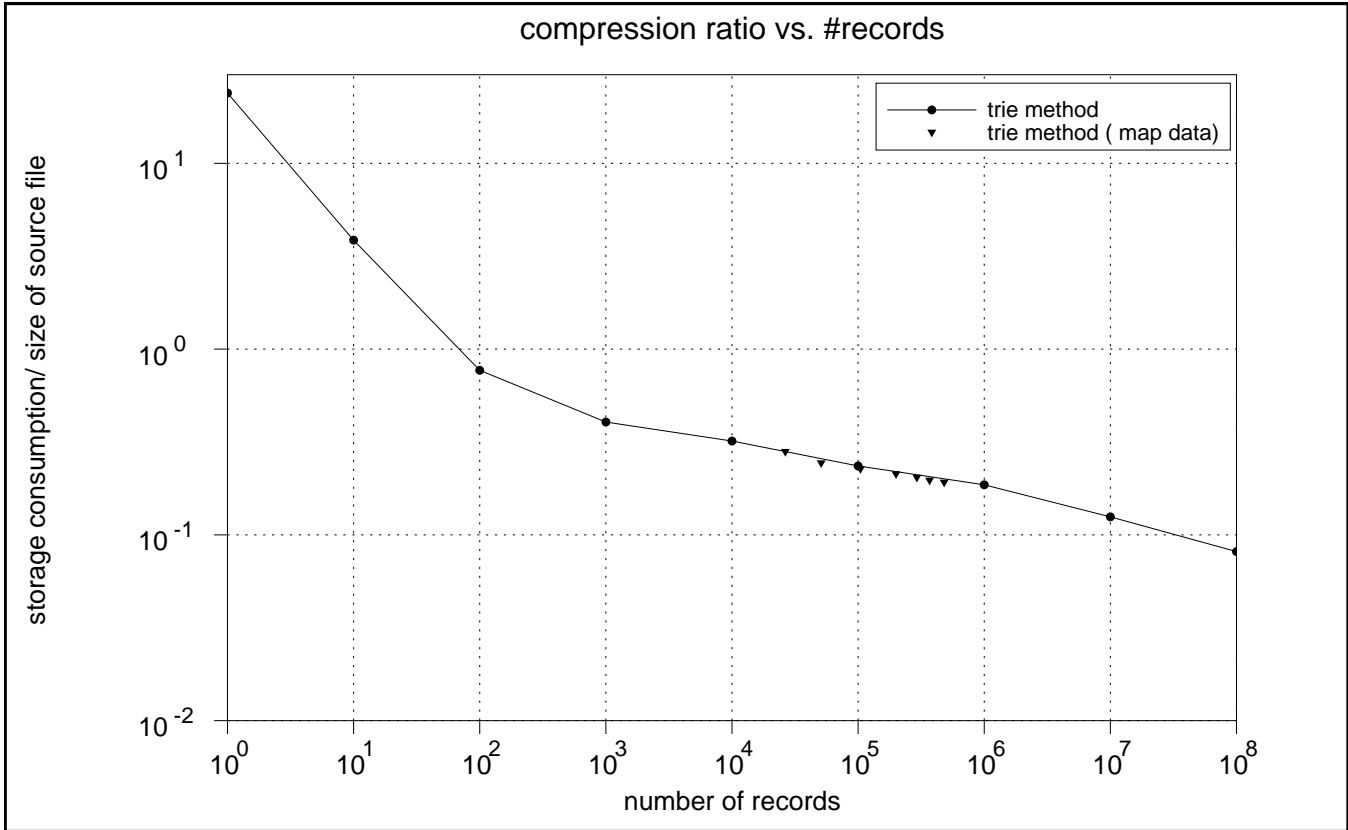


Figure 11: Trie Compression vs. File Size

results.

The first two parts of this section are about compression and variable resolution, respectively. The third part reviews some of the capabilities tries offer for text retrieval.

1.7.1 Compression

Figure 11 shows how tries actually compress data at the same time as providing a search mechanism. Truncated tries were used for this measurement, and the records are 4 bytes long (so the files tested range up to 0.4 gigabytes). We see that under about 100 records, the trie is bigger than the original data, but beyond that, it compresses up to more than 90%. The more values stored, the more sharing there is of common prefixes. On the other hand, the more bits per value, the less the likelihood of common prefixes for a given number of records, and the compression will be less.

The plot also shows separate points measured on tries made from data from a contour map, in order to show how accurately the generated data reflects the behaviour of at least one type of natural data.

A direct consequence of this reduction in size is a reduction in access cost. Figure 12 shows trie performance compared with other file structures, in the case of 20% activity. Tries can be ten?? times better than anything else.

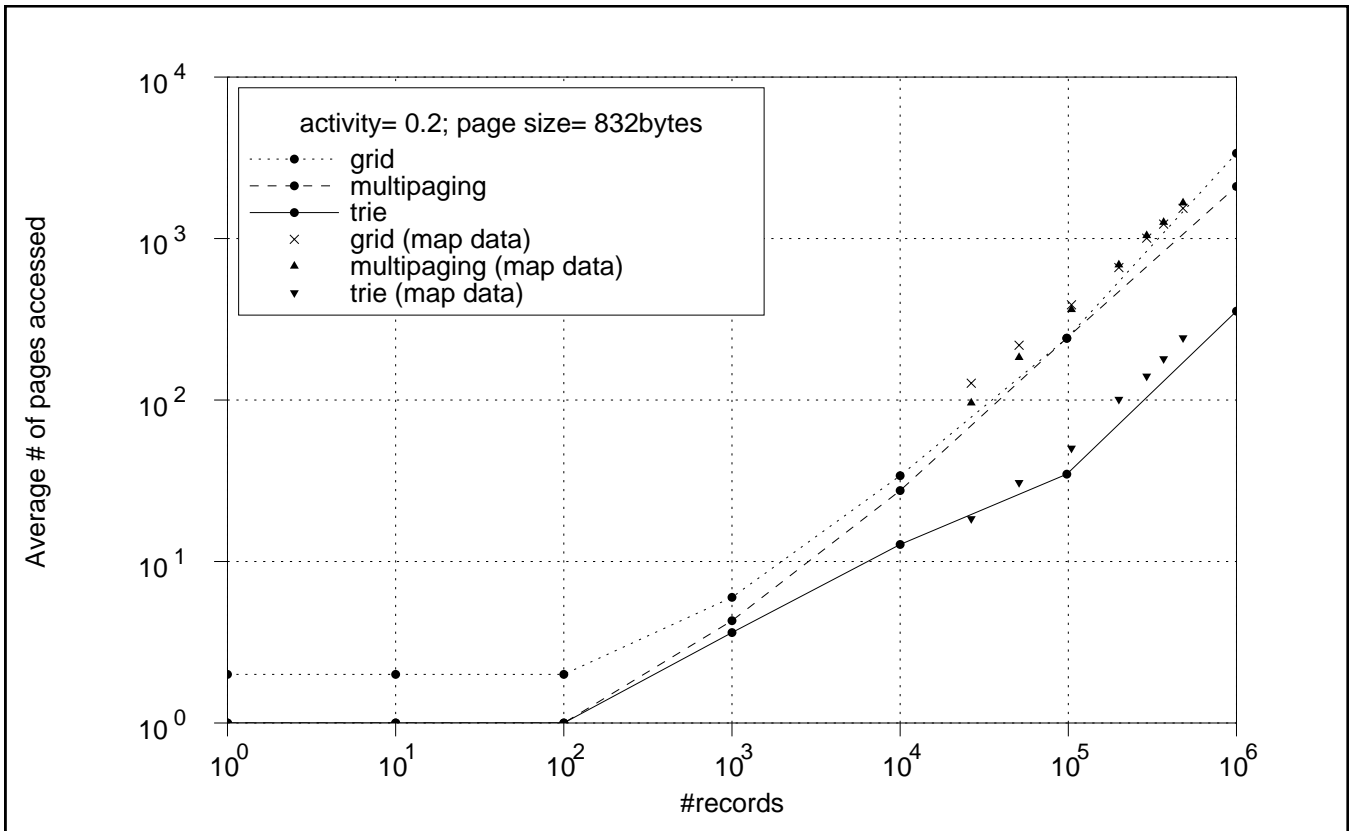


Figure 12: Access Cost vs. File Size

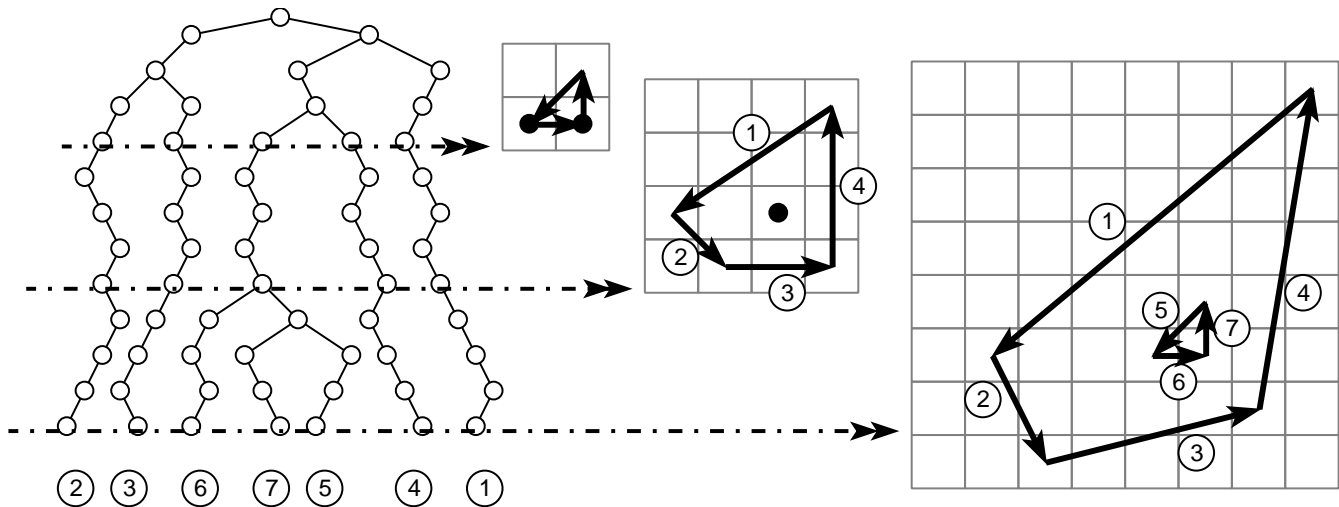


Figure 13: Variable Resolution Trie

1.7.2 Variable Resolution

Wherever data can be usefully approximated by ignoring the less significant bits, digits, or characters, trie storage permits us to discriminate among many data values by reading only the top portion of the trie, if the most significant digits are stored near the root.

Maps provide a good illustration. Suppose we have a gigabyte of map data, say, covering Canada at 1:50000 scale. If our display can show a megabyte at a time, we can use various data structures, including tries, to fetch 1/1000 of our map (activity 0.1%), say, Prince Edward Island, and display it to full resolution. Tries alone allow us to display an overview of all of Canada for the same 0.1% query cost. Furthermore, tries permit us to combine these two operations and show a larger portion, but less than all, say, Saskatchewan, to the resolution permitted by the display. Other techniques would require us to read all the data and process it so that small features would disappear, say by replacing small wiggles by overall trends; or they would require us to store the map, preprocessed, several times, and present only the version that comes closest to the required resolution.

Figure 13 shows how a vector diagram is represented at various resolutions by the different levels of a trie. (The levels displayed descend in steps of four because each edge in the two-dimensional diagram is represented by its four coordinates, with the bits interleaved in a four-dimensional kd-trie.)

Measurements [7] on queries performed on such variable-resolution tries show search times linear in the number of nodes retrieved (going up to 800 seconds for 12 million nodes, on a 25MHz workstation). The trie in this measurement is 64 node levels in height, so the map can be retrieved at 16 different resolutions. This performance is optimal.

1.7.3 Text

Tries offer the best known method for searching texts in sublinear time, so for large texts, such as the 600 MB of the Oxford English Dictionary, they are indispensable. It seems inevitable, however, that the tradeoff is a large index. Before looking at tries, consider what must be the simplest approach to indexing a text of N bytes and n sistrings (see section 1.4), namely an array of pointers ordered according to the alphabetical order of the sistrings they point to,

and using binary search [5]. Since each pointer must be at least $\lg N$ bits in size, the index will be

$$(n \lg N)/8 = 3.4n\text{bytes}$$

for $N = 100$ MB: if the text is indexed on every character, $n = N$, and the index is 3.4 times the size of the text.

This array contains nothing but pointers to the text, which we must have in an index, and so would seem to be as small as we can get. But tries can give a smaller and faster index: because the trie holds information about the data, as well as pointers to it, it avoids comparing the search key with the text, which the binary search must do repeatedly. This is faster, and pointers to the text may point only to pages, not to individual bytes, as we mentioned in section 1.4.

To show that tries are better, and Patricia tries in particular, requires quantitative details. Tries are hard to analyze mathematically, and we must do experiments. Although tries built from random and independently distributed data can be analyzed probabilistically [3], text is neither random (**e** is more frequent than **f**) nor independent (**th** is more frequent than **tz**). Measurements [6] show that a trie built from text such as Shakespeare, the Bible or UNIX manual pages can be at least ten times as deep as a random trie. They also show that Patricia tries are noticeably smaller than truncated tries, despite the need to store skip data. Experiments with pointerless Patricia tries on 1MB texts (drawn from the above sources, Webster's *Ninth New Collegiate Dictionary*, and a collection of source programs in *C*) show storage requirements varying from 2 to 2.5 times the text size, for indexes to every byte of the text. Calculations [6] also suggest that 100MB texts, with the same distribution parameters, require indexes from 2.7 to 3.1 times the text size, better than the pointer array.

The tries save 12 bits per pointer by pointing to 4Kbyte pages, and this more than accommodates the trie storage of all the different bits of each data value. Despite the large index size, we have successfully exploited the great compression tries allow.

The search times for single sistrings on the 1MB files take just over 1/10 second. Calculations again suggest that 100MB texts, with the same distribution parameters, require only about 1.4 times longer to search than the 1MB texts: the search times are effectively independent of the size of the text.

Not only do trie indexes to text support searching for any substring. They also permit a variety of other searches, such as matching a regular expression (e.g., **a.*=**, find all assignments of variables beginning in **a**), proximity search (e.g., finding adjacent occurrences of **t** and **h**), and most common substring (e.g., find the most common word in a text). Tries can also find approximations to a search string, which differ by only a certain number of operations such as substitution of one letter for another, transposition of two letters, insertion, or omission of letters [12]. Another kind of approximation is the *Soundex*, an encoding of words which captures their phonetics: the trie search, being digital, can encode the text data on the fly, and compare with the Soundex code for the search string [11].

References

- [1] J. L. Bentley. Multidimensional binary search trees used for associative searching. *Communications of the ACM*, 18(9):509–17, September 1975.
- [2] R. de la Briandais. File searching using variable-length keys. In *Proc. Western Joint Computer Conf.*, pages 295–8, San Francisco, March 1959.
- [3] L. Devroye. A note on the average depth of tries. *Computing*, 28:367–371, 1982.

- [4] E. H. Fredkin. Trie memory. *Communications of the ACM*, 3(9):490–9, Sept. 1960.
- [5] G. H. Gonnet, R. A. Baeza-Yates, and T. Snider. New indices for text: PAT trees and PAT arrays. *Information Retrieval: Data Structures and Algorithms*, pages 66–82, 1992.
- [6] T. H. Merrett and H. Shang. Trie methods for representing text. In D. B. Lomet, editor, *Foundations of Data Organization and Algorithms*, pages 130–145, Chicago, Illinois, October 13–15 1993.
- [7] T. H. Merrett and H. Shang. Zoom tries: A file structure to support spatial zooming. In T. C. Waugh and R. G. Healey, editors, *Advances in GIS Research Proceedings, Volume 2*, pages 702–804, Edinburgh, Scotland, September 5–9 1994. Taylor & Francis.
- [8] D. R. Morrison. PATRICIA: Practical algorithm to retrieve information coded in alphanumeric. *Journal of the ACM*, 15(4):514–34, 1968.
- [9] J. A. Orenstein and T. H. Merrett. A class of data structures for associative searching. In *Proc. Third ACM SIGACT–SIGMOD Symposium on Principles of Database Systems*, pages 181–90, April 1984.
- [10] J.A. Orenstein. Blocking mechanism used by multidimensional tries. Unpublished Letter, February 1983.
- [11] H. Shang. Trie methods for text and spatial data on secondary storage. Ph.D. Dissertation, School of Computer Science, McGill University, January 1995.
- [12] H. Shang and T. H. Merrett. Tries for approximate string matching. *IEEE Transactions on Knowledge and Data Engineering*, 8(4):540–7, August 1996.